




THE EMISSIONS CLOUD

Impact beyond the numbers



Total CO₂e

| | | |
|--------------------|-------------------|---------|
| Before Transaction | After Transaction | -88.01% |
| 17,043 kg | 2,043 kg | |



- Air
- Barge
- Road
- Sea
- Rail


Logistics is flying blind
on its environmental impact.



DATA

Missing or unreliable

**SORRY,
WRONG NUMBER**



COMPLIANCE

Painful processes



AUTOMATION

High manual efforts



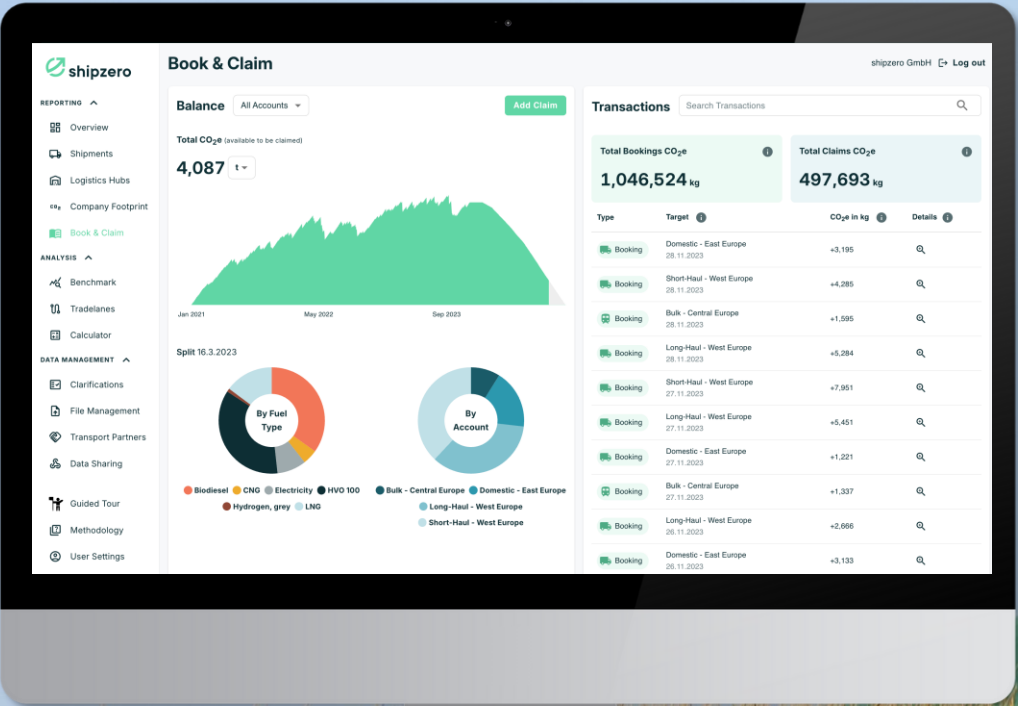


We don't fly into space
with foldable paper maps

and

We don't decarbonize
with Excel spreadsheets

Actionable insights for sustainable logistics in one central data platform.



In today's world,
**you can't be good at logistics
without being good at sustainability.**



Context matters

Data is the key to low-emission transports.

Hamburg – Düsseldorf

1t Cargo – 395km

40t – Diesel, B7 - EURO6

Load factor: 34%

Empty running: 29%

55kg CO₂e

Hamburg – Düsseldorf

1t Cargo – 395km

40t – HVO100 (UCO) - EURO6

Load factor: 94%

Empty running: 6%

7kg CO₂e

Up to 90% fewer emissions?

No problem.



**Own your data,
reduce your footprint,
outpace competition.**





Stop playing playing hide and seek on your impact data,
Unlock the future of green shipping.

ship smarter,
ship greener,



Tobias Bohnhoff
Co-Founder & CEO

Mail: tobias@shipzero.com

www.shipzero.com

shipzero GmbH | St. Annenufer 2 | 20457 Hamburg

